

SteelHead™

SteelHead Family

- SteelHead Appliances
- SteelHead Virtual
- SteelHead Interceptor
- SteelHead Mobile
- SteelHead Cloud
- SteelHead RS
- Flex Subscription for SteelHead

SteelHead CX 90 Series

Model Specifications

Deployment	Branch/Edge		Data Center	
Model	CXA-02090	CXA-04090	CXA-06090	CXA-8090
Profile	Desktop	1U	2U	2U
Software Options	FLEX Tier	Up to FLEX-200	Up to FLEX-2000	Up to FLEX-6000
	Optimized WAN Capacity ^{1,2}	200 Mbps	500 Mbps	6 Gbps
Optimized TCP Connections and UDP Flows	10,000	30,000	150,000	220,000
Management Storage Capacity	960 GB	960 GB	960 GB	960 GB
Data Store Capacity	400 GB	800 GB	3.2 TB	6.4 TB
Storage Fault Tolerance (Management and Data Store)	No	Yes	Yes	Yes
Hot Swappable Drives (Management)	No	Yes	Yes	Yes
Hot Swappable Drives (Data Store)	No	No	Yes	Yes
RAM	24 GB	32 GB	128 GB	256 GB
Expansion Slots (PCI-e) ²	No	1 FH 3/4L (Gen4x16)	3 FHFL, 1 FHHL (Gen5)	3 FHFL, 1 FHHL (Gen5)
Bypass Port Speed Options	1G (copper)	1G (copper, fiber LX/SX) 10G (fiber LR/SR)	1G (copper, fiber LX/SX) 10G / 40G (fiber LR/SR)	1G (copper, fiber LX/SX) 10G / 40G / 100G (fiber LR/SR)
Included Bypass Ports (Copper)	4 GE (2 pairs)	4 GE (2 pairs)	4 GE (2 pairs)	4 GE (2 pairs)
Max. # of Bypass Ports	4	8	20	20
Included Non-Bypass Ports	4 x 1GE SFP+ 4 x 10GE SFP+	4 x 1GE SFP+ 4 x 10GE SFP+	No	No
Console	RJ45	RJ45	DB9	DB9
BMC/IPMI ³ , PRI ³ , AUX ³	RJ45 1 x 1G, 2 x 1G/2.5G	RJ45 1 x 1G, 2 x 1G/2.5G	RJ45 1x 1G, 2 x 1G/10G	RJ45 1 x 1G, 2 x 1G/10G

- With perpetual license and standard subscription. Optimized WAN capacity limit is enforced on outbound optimized traffic. Inbound optimized WAN traffic is not capped.
- Restrictions apply in combination of card types. Please see technical documentation for details.

- Can also support speeds of 10M/100M.

NOTE: All WAN capacities, connections, flows and rules/classes specifications listed are maximums and may not be achieved simultaneously and/or in all environments.

Power and Physical Specifications

Deployment	Branch/Edge		Data Center	
Model	CXA-02090	CXA-04090	CXA-06090	CXA-8090
Dual Power Supplies	No 1x External, 180W Power Brick	Yes 2x500W	Yes 2x1300W	Yes 2x1300W
Input Power	100-127VAC 200-240VAC	100-127VAC 200-240VAC	100-127VAC 200-240VAC	100-127VAC 200-240VAC
Power [Amps] (Max)	0.98A @ 120VAC 0.49A @ 230VAC	With 120VAC: 1.30 With 230VAC: 1.28	With 120VAC: 4.6 With 230VAC: 2.4	With 120VAC: 6.0 With 230VAC: 3.1
Power [Watts] (Max)	118W @ 120VAC 112W @ 230VAC	With 120VAC: 156W With 230VAC: 153W	With 120VAC: 560W With 230VAC: 542W	With 120VAC: 714W With 230VAC: 723W
Power [Watts] (Typical)	94W @ 120 VAC 89W @ 230VAC	With 120VAC: 124W With 230VAC: 122W	With 120VAC: 448W With 230VAC: 434W	With 120VAC: 572W With 230VAC: 579W
Power [VA] (Max)	124VA @ 120VAC 133VA @ 120VAC	With 120VAC: 159 With 230VAC: 155	With 120VAC: 572 With 230VAC: 554	With 120VAC: 772 With 230VAC: 730
Power Factor	0.98	0.99	0.98	0.99
Power Supply Efficiency Rating	N/A	80 Plus Platinum	80 Plus Titanium	80 Plus Titanium
BTU	403 BTU @ 120VAC 381 BTU @ 230VAC	With 120VAC: 531 With 230VAC: 522	With 120VAC: 1528 With 230VAC: 1480	With 120VAC: 1949 With 230VAC: 1973
Temperature ¹	0-45°C / 32-113°F	0-45°C / 32-113°F	10-40°C / 50-104°F (Operating) ⁴ -40-60°C / -40-140°F (Storage) ⁵	10-40°C / 50-104°F (Operating) ⁴ -40-60°C / -40-140°F (Storage) ⁵
Relative Humidity ²	10-90%, non-condensing (Operating) 5-95%, non-condensing (Storage)	10-90%, non-condensing (Operating) 5-95%, non-condensing (Storage)	40-90%, non-condensing at 40°C	40-90%, non-condensing at 40°C
Operating Acoustic Noise (Typical)	<60 dB	<60 dB	<60 dB	<60 dB
System Dimensions (WxDxH) Excluding Rack Ears and Handles	8.6 x 11.9 x 1.72 in 218 x 302.1 x 43.8 mm	16.9 x 13.0 x 1.72 in 430 x 330.2 x 43.8 mm	27.56 x 17.32 x 3.43 in 700 x 440 x 87 mm	27.56 x 17.32 x 3.43 in 700 x 440 x 87 mm
Dimension (system) (WxDxH) Including Rack Ears and PSU Tab Protrusions	8.6 x 12.3 x 1.72 in 218 x 313.3 x 43.8 mm	19.0 x 14.1 x 1.72 in 482.4 x 359 x 43.8 mm	19.0 x 28.75 x 3.44 in 482.6 x 730.3 x 87.4 mm	19.0 x 28.75 x 3.44 in 482.6 x 730.3 x 87.4 mm
Packaging Dimensions (WxDxH)	13 x 16.3 x 6.7 in 329 x 414 x 171 mm	22.8 x 18.9 x 6.9 in 580 x 480 x 175 mm	36 x 24 x 12 in 914.4 x 609.6 x 304.8 mm	36 x 24 x 12 in 914.4 x 609.6 x 304.8 mm
Weight (Without Packaging)	6.31 lbs. 2.875 kg	15.9 lbs. 7.2 kg	51 lbs. 23 kg	51 lbs. 23 kg
Rail Information	Rack mount kit included	Rack mount kit included Rail kit optional	Rail kit included	Rail kit included

SteelHead CX 80 Series

Model Specifications

Model		CX580 Series			CX780 Series					CX3080 Series			
Profile		Desktop											1U
Software Options	FLEX License	Tier	Up to FLEX-100			Up to FLEX-200					Up to FLEX-400		
		Optimized WAN Capacity ¹	100 Mbps			200 Mbps					400 Mbps		
	Perpetual License	Tier	Essentials	Standard	Enterprise	Essentials	Standard	Enterprise	Turbo Standard	Turbo Enterprise	Essentials	Standard	Enterprise
Upgrade Options		Standard / Enterprise	Enterprise	Already at Enterprise	Standard / Enterprise	Enterprise	Already at Enterprise	Turbo Enterprise	Already at Enterprise	Standard / Enterprise	Enterprise	Already at Enterprise	
	Optimized WAN Capacity ¹	50 Mbps			100 Mbps			200 Mbps		200 Mbps			
Optimized TCP Connections and UDP Flows		2,500			5,500					14,000			
Optimized SSL/TLS Connections		2,500			5,500					14,000			
Network Services - WAN Capacity ²		1,000 Mbps											
Data Store Capacity		200 GB SSD								400 GB SSD			
Web Proxy Cache Capacity		150 GB			250 GB					350 GB			
Storage Fault Tolerance		Not supported								RAID			
Hot Swappable Drives		Not supported								2			
RAM		16 GB								24 GB			
Expansion Slots (PCI-e) ³		0								1			
Included Bypass Ports (Copper)		4											
Max. # of Bypass Ports		4								8			

1. With perpetual license and standard subscription. Optimized WAN capacity limit is enforced on outbound optimized traffic. Inbound optimized WAN traffic is not capped.
2. Using 1 Gbps on-board interface.
3. Restrictions apply in combination of card types. Please see technical documentation for details.

NOTE: All WAN capacities, connections, flows and rules/classes specifications listed are maximums and may not be achieved simultaneously and/or in all environments.

SteelHead CX 80 Series




Power and Physical Specifications

Model	CX580 Series	CX780 Series	CX3080 Series
Dual Power Supplies	No		Yes
Power [Watts] (Typical)	37W	60W	70W
Power Supply Efficiency Rating	80 Plus Gold		80 Plus Platinum
BTU	128	205	242
Temperature ¹	0-45°C / 32-113°F (Operating) -40-65°C / -40-149°F (Storage)		
Relative Humidity ²	20%-80%, non-condensing (Operating) 10%-95%, non-condensing (Storage) ³		20%-80%, non-condensing (Operating) ³ 10%-95%, non-condensing (Storage) ⁴
Operating Acoustic Noise (Typical)	45 dBA		
System Dimensions (LxWxH)	12.25 x 13.75 x 1.73 in 311.15 x 349.25 x 44 mm		15.25 x 17.24 x 1.73 in 387.35 x 483 x 44 mm
Packaging Dimensions	17.7 x 12.2 x 7 in 450 x 310 x 180 mm		36 x 24 x 13 in 914.4 x 609.6 x 330.2 mm
Weight (Without Packaging)	6 lbs. 2.7 kg		27 lbs. 12.25 kg
Rail Information	Rack mount kit included Orderable Spare Part Number: RMK-4-DT		Rack mount kit included Orderable Spare Part Numbers: RMK-4-3080

1. In China – for use in non-tropical locations.
2. Operating altitude up to 10,000 feet except in China 6,562 feet (2,000 m).
3. Max dew point of 21°C / 69.8°F.
4. Maximum wet bulb of 28°C / 82.4°F (at temperatures from 25-35°C / 77 – 95°F).

NOTE: The availability, export or re-export of these products or specific features are subject to the export laws and regulations of the U.S., EU, Singapore, and the laws and regulations of any applicable foreign agency or authority.

Feature Tiers: SteelHead CX-580/CX-780/CX-3080 and SteelHead Virtual

	 Essentials	 Standard	 Enterprise
Description	Basic WAN Optimization	Full WAN Optimization with App Acceleration	Full Featured App Acceleration + Next Gen Features
Sample Features	<ul style="list-style-type: none"> • Full Deduplication • TCP Optimization / MXTCP • Hybrid Networking: QOS / Secure Transport / Path Selection 	Essentials + <ul style="list-style-type: none"> • HTTPS Optimization • Most Protocol Blades (MAPI, SMB 2/3, CIFS) • Web Proxy • SteelHead Mobile • Secure Protocols Optimization (TLS/SSL, Encrypted / Signed SMB) 	Standard + <ul style="list-style-type: none"> • Data Center Protocol Blades (Replication, NFS) • SCPS / FIPS

SteelHead CX 80 Series

Model Specifications

Model		CX5080 Series		CX7080 Series			
Hardware Configuration		CXA-05080-B010		CXA-07080-B010	CXA-07080-B020	CXA-07080-B030	
Profile		2U		2U			
Software Options	FLEX License	Up to FLEX-750		Up to FLEX-1000	Up to FLEX-2000	Up to FLEX-3000	
	Perpetual License	Optimized WAN Capacity ^{1,2}	750 Mbps		1,000 Mbps	2,000 Mbps	3,000 Mbps
		Tier	L25	L26	L30	L31	L32
		License Upgrade Path	L26	Already at L26	-B020 / L31 or -B030 / L32 ²	-B030 / L32 ²	Already at B030 / L32
		Optimized WAN Capacity ^{1,2}	300 Mbps	622 Mbps	1,000 Mbps	2,000 Mbps	3,000 Mbps
Optimized TCP Connections and UDP Flows		20,000	60,000 ²	100,000 ²	150,000 ²	220,000 ²	
Optimized SSL / TLS Connections		20,000	60,000 ²	100,000 ²	150,000 ²	220,000 ²	
Network Services – WAN Capacity ³		Unrestricted					
Network Services – Flows ⁴		160,000		320,000	480,000	800,000	
Network Services – Rules/Classes				6,000			
Data Store Capacity		1.4 TB		2.8 TB	3.8 TB	7.6 TB	
Web Proxy Cache Capacity		300 GB			500 GB		
Storage Fault Tolerance		RAID ⁵					
Hot Swappable Drives		6 SSDs + 2 HDDs			8 SSDs + 2 HDDs		
RAM		32 GB		64 GB	96 GB	192 GB	
Total # of Expansion Slots (PCI-e)		Up to 4 FHFL + 2 FHHL ⁶		Up to 4 FHFL + 1 FHHL + 1 HHHL ⁶			
Included # of Bypass Ports (10 / 100 / 1000 Copper)		4					
Max. # of Bypass Ports (40 GbE / 10 GbE / 1 GbE)		4x40 GbE / 16x10 GbE / 24x1 GbE ⁵					

1. With perpetual license and standard subscription. Optimized WAN capacity limit is enforced on outbound optimized traffic. Inbound optimized WAN traffic is not capped.
2. This value applies when licensed via FLEX.
3. Requires exchange of appliance device (UPC-CXA-07080).
4. Inclusive of all optimized and/or managed flows.
5. RAID1 configuration for HDD. Datastore uses fault tolerant striped (FTS) configuration for SSD.
6. Restrictions apply in combination of card types. Please see technical documentation for details.

NOTE: All WAN capacities, connections, flows and rules/classes specifications listed are maximums and may not be achieved simultaneously and/or in all environments.

SteelHead CX 80 Series

Power and Physical Specifications

Model	CX5080 Series		CX7080 Series		
Hardware Configuration / License	CXA-05080-B010 / L25	CXA-05080-B010 / L26	CXA-07080-B010 / L30	CXA-07080-B020 / L31	CXA-07080-B030 / L32
Dual Power Supplies	Yes				
Power [Watts] (Typical)	With 120VAC: 298W With 230VAC: 290W		With 120VAC: 374W With 230VAC: 364W		With 120VAC: 478W With 230VAC: 459W
Power Supply Efficiency Rating	80 Plus Platinum				
BTU	With 120VAC: 1015 With 230VAC: 991		With 120VAC: 1275 With 230VAC: 1240		With 120VAC: 1632 With 230VAC: 1566
Temperature ¹	0-40°C / 32-104°F (Operating) ⁴ -40-60°C / -40-140°F (Storage) ⁵				
Relative Humidity ²	40-90%, non-condensing at 40°C				
Operating Acoustic Noise (Typical)	<60 dB				
System Dimensions (LxWxH)	27.56 x 17.32 x 3.43 in 700 x 440 x 87 mm				
Packaging Dimensions ³	36 x 24 x 12 in 914.4 x 609.6 x 304.8 mm				
Max Weight (Without Packaging, Without PCIe cards)	51 lbs. 23 kg				
Rail Information	Mounting Rail Kit Included. Orderable Spare Part Number: RMK-4-2U				

1. In China – for use in non-tropical locations.

2. Operating altitude up to 10,000 feet except in China 6,562 feet (2,000 m).

3. Length is without bezel.

4. Max dew point of 21°C / 69.8°F.

5. Maximum wet bulb of 28°C / 82.4°F (at temperatures from 25-35°C / 77 – 95°F).

NOTE: The availability, export or re-export of these products or specific features are subject to the export laws and regulations of the U.S., EU, Singapore, and the laws and regulations of any applicable foreign agency or authority.

SteelHead Virtual

Perpetual or Subscription Models RiOS 9.x

Model	VCX-30	VCX-40	VCX-50	VCX-60	VCX-70	VCX-80	VCX-90	VCX-100	VCX-110
Optimized WAN Capacity	10 Mbps	25 Mbps	50 Mbps	100 Mbps	200 Mbps	500 Mbps	1,000 Mbps	2.5 Gbps	5 Gbps
Optimized TCP and UDP Flows	500	1,000	2,000	5,000	12,000	50,000	100,000	150,000	180,000
Network Services	50 Mbps	100 Mbps	250 Mbps	500 Mbps	Unrestricted				
Max Data Store Capacity	100	150	400	800	1,600	2,240	3,600	4,800	
Management Disk	38	44	56	88	104	136	178	318	
Maximum Web Proxy	400 GB			800 GB					
Virtual CPUs Required (Min)	2	4			6	12	24	32	44
Reserved Memory Required	4 GB		8 GB		24 GB	38 GB	64 GB	80 GB	128 GB

SteelHead Virtual

Model Specifications Release RiOS 10.x

Model	FLEX-25	FLEX-50	FLEX-100	FLEX-200	FLEX-1000	FLEX-3000
Optimized WAN Capacity	25 Mbps	50 Mbps	100 Mbps	200 Mbps	1 Gbps	3 Gbps
Optimized TCP Connections	2,000		5,000	12,000	100,000	150,000
Max Data Store Capacity	400 GB			800 GB	2,240 GB	3,600 GB
Management Disk	80 GB			80 GB	80 GB	80 GB
Virtual CPUs Required (Min)	4			6	24	32
Reserved Memory Required	8 GB			24 GB	64 GB	80 GB

Feature-tier licensing is available with RiOS version 9.9.3 and RiOS versions 9.10.1 and later. Virtual SteelHead must run RiOS version 9.9.3 or RiOS version 9.10.1 or later on a supported guest hypervisor. See Riverbed virtual products documentation for compatible hypervisors.

For information on the SteelCentral Controller for SteelHead, see the documentation for that product under the Documentation tab here: [SteelHead Central Controller](#).

For NIC card support, see the documentation for Riverbed hardware platforms under the Documentation tab here: <https://support.riverbed.com/content/support/software/steelhead/cx-appliance.html>.

NOTE: All WAN capacity / bandwidth, TCP connections and UDP flows, and QoS specifications listed are maximums and may not be achieved in all environments. The WAN capacity limit is enforced on outbound optimized traffic. Inbound optimized WAN traffic is not capped.

SteelHead Interceptor

Model Physical and Power Specifications

Model	INT9800
Profile	2U
Effective LAN Throughput ¹	50 Gbps
Storage Fault Tolerance	RAID
Front Swappable Drives ²	2
RAM	48 GB
Expansion Slots (PCI-e) ³	6
Included Bypass Ports (copper)	-
Max. # of Bypass Ports	16
Max. SteelHead Cluster Size	25

- All LAN capacity, bandwidth, and TCP connections listed are maximums and may not be achieved in all environments.
- Hot swappable disks.
- Optional Network Bypass cards: Quad 10GbE SR/LR, Dual 40GbE SR/LR, Dual 100GbE SR/LR.

Model	INT9800
Dual Power Supplies	Yes
Power [Watts] (Typical)	With 120VAC: 478W With 230VAC: 459W
Power Supply Efficiency Rating	80 Plus Platinum
BTU	With 120VAC: 1632 With 230VAC: 1566
Temperature ¹	0-40°C / 32-104°F (Operating) -40-60°C / -40-140°F (Storage)
Relative Humidity ²	40-90%, non-condensing at 40°C
Operating Acoustic Noise	<60 dB
System Dimensions (LxWxH) ³	27.56 x 17.32 x 3.43 in 700 x 440 x 87 mm
Packaging Dimensions	36 x 24 x 12 in 914.4 x 609.6 x 304.8 mm
Max Weight (Without Packaging)	51 lbs. (23 kg)
Rail Information	Mounting Rail Kit Included Orderable Spare Part Numbers: RMK-4-2U

- In China – for use in non-tropical locations.
- Operating altitude up to 10,000 feet except in China 6,562 feet (2,000m).
- Length is without bezel.

NOTE: The availability, export or re-export of these products or specific features are subject to the export laws and regulations of the U.S. and the laws and regulations of any applicable foreign agency or authority.

SteelHead Mobile

System Requirements

Model	Version 6.4.1 / Higher
Operating System	Windows 10, Windows 11, Windows 11 - 23H2, Windows 11 - 24H2, Windows 11 - 25H2 macOS 14, 15, 26
CPU	1 GHz or Higher
Memory	8 GB
Data Store	256 MB free disk space (minimum required)
SteelHead Appliance ¹	Minimum 1 Physical (CX), Virtual (VCX) or SteelHead Cloud (CCX) needed on Server Side

- At least one SteelHead appliance is required. Recommend running RiOS version 9.12 or higher on it.
- Up to 20,000 clients for VMware ESX, Microsoft Hyper-V, KVM, and AWS platforms. Up to 35,000 clients for Microsoft Azure platforms. Please refer to the SteelHead Mobile Installation Guide for details on VM resource requirements.
- SteelHead Mobile Controller can operate in clustered mode to support additional SteelHead Mobile clients. A cluster of up to 10 Controllers can support up to 200,000 concurrent clients.
- VPN compatibility may be impacted by vendor software version, client configuration, and other factors.

Software Specification

Model	Concurrent Clients ³
SteelHead Mobile Controller ² Virtual edition	20,000
SteelHead Mobile Controller for AWS edition	20,000
SteelHead Mobile Controller on Microsoft Azure	35,000

Interoperability	Third-party products
VPN Compatibility ⁴	Cisco AnyConnect, Cisco Secure Client, SonicWall Connect Tunnel, Palo Alto Global Protect, Wireguard, AppGate SDP, Microsoft Always On VPN

SteelHead Cloud for Amazon Web Services Cloud

Model Specifications Release RiOS 9.x

Model	CCX PERF-TIER1	CCX PERF-TIER2	CCX PERF-TIER3	CCX PERF-TIER4	CCX PERF-TIER4-H	CCX PERF-TIER5	CCX PERF-TIER5-H
Optimized WAN Capacity ¹	10 Mbps	50 Mbps	200 Mbps	500 Mbps		1 Gbps	
Optimized TCP Connections ²	1,250	4,500	9,000	1,000	30,000	1,000	50,000
Total Elastic Block Store (EBS) Volume Size	430 GB			960 GB		2.4 TB	
Amazon Machine Instance (AMI) Size ³	M4.large M5.large		M4.2xlarge M5.2xlarge	M4.4xlarge		M4.10xlarge	

Model Specifications Release RiOS10.x

Max Bandwidth License	FLEX-50	FLEX-200	FLEX-500	FLEX-2000
Optimized WAN Capacity ¹	50 Mbps	200 Mbps	500 Mbps	2 Gbps
Optimized TCP Connections ²	4,500	9,000	30,000	50,000
Total Elastic Block Store (EBS) Volume Size	430 GB		1.2 TB	2.4 TB
Amazon Machine Instance (AMI) Size ³	M5.large	M5.2xlarge M6i.2xlarge ⁴	M5.4xlarge	M5.8xlarge

SteelHead Cloud for Microsoft Azure Cloud

Model Specifications Release RiOS 9.x

Model	CCX PERF-TIER1	CCX PERF-TIER2	CCX PERF-TIER3	CCX PERF-TIER4	CCX PERF-TIER4-H	CCX PERF-TIER5	CCX PERF-TIER5-H
Optimized WAN Capacity ¹	10 Mbps	50 Mbps	200 Mbps	500 Mbps		1 Gbps	
Optimized TCP Connections ²	1,250	4,500	9,000	1,000	30,000	1,000	50,000
Total Azure Blob Storage Volume Size	430 GB			1.2 TB		2.4 TB	
Azure Target (v4 & v5 Series) ⁴	D2s_v4 D2s_v5	D4s_v4 D4s_v5	D8s_v4 D8s_v5	E16s_v4 E16s_v5		E20s_v4 E20s_v5	

Model Specifications Release RiOS 10.x

Max Bandwidth License	FLEX-50	FLEX-200	FLEX-500	FLEX-2000
Optimized WAN Capacity ¹	50 Mbps	200 Mbps	500 Mbps	2 Gbps
Optimized TCP Connections ²	4,500	9,000	30,000	50,000
Total Azure Blob Storage Volume Size	430 GB		1.2 TB	2.4 TB
Azure Target	D4s_v5	D8s_v5 DC4s_v3	D16s_v5	D32s_v5

SteelHead Cloud for Oracle Cloud Infrastructure

Model Specifications Release RiOS 10.x

Model	FLEX-50	FLEX-200	FLEX-500	FLEX-2000
Optimized WAN Capacity ¹	50 Mbps	200 Mbps	500 Mbps	1 Gbps
Optimized TCP Connections ²	4,500	9,000	30,000	50,000
OCI Block Volume Size	430 GB		1.2 TB	2.4 TB
OCI Shape	VM.Standard3.Flex 2 OCPU 16 GB RAM	VM.Standard3.Flex 4 OCPU 32 GB RAM	VM.Standard3.Flex 8 OCPU 64 GB RAM	VM.Standard3.Flex 16 OCPU

SteelHead Cloud for Google Cloud Platform

Model Specifications Release RiOS 10.x

Max Bandwidth License	FLEX-50	FLEX-200	FLEX-500	FLEX-2000
Optimized WAN Capacity ¹	50 Mbps	200 Mbps	500 Mbps	2 Gbps
Optimized TCP Connections ²	4,500	9,000	30,000	50,000
Disk Size	430 GB		1.2 TB	2.4 TB
Machine type	c4-standard-4		c4-standard-8	c4-standard-16

- Optimized WAN capacity-inbound and outbound.
- Optimized WAN capacity and TCP connections are limited up to the listed amounts
- An M5 new installation requires RiOS Version 9.15.1 or later
- For upgrade scenarios, if there is an existing v2 series, resize won't give options for "Ds_v4" / "Ds_v5" or "Es_v4" / "Es_v5" series.
- Total Memory Encryption (TME) enabled.*

NOTE: Riverbed Acceleration Flex licenses can be moved across SteelHead xx80 and xx90 appliances, SteelHead Cloud and SteelHead Virtual.

In this situation, there are two options:

- For the upgrade option, you will need to resize the instance to "Dds_v4" / "Dds_v5" or "Eds_v4" / "Eds_v5" series which come with temporary storage.
- For the migration option, redeploy and migrate to new "Ds_v4" / "Ds_v5" or "Es_v4" / "Es_v5" series instance to use the new image.

SteelHead RS Edge

Model Specifications for Storage Projection

Model	SRSE 1105
Supported SteelHead RS Cores	2U
Configuration	5TB ¹
Minimum Commodity Server Hardware Specs	
Storage Fault Tolerance (Hardware RAID Controller Required) ²	RAID 10
CPU/Speed	6 Cores (2 GHz)
RAM	48 GB ²
Minimum SSD Storage	6 TB
Required Compute Resources for vSFH VM	
vCPU	6 Cores
VM Memory	48 GB
Storage Resources	
Advanced Tiering Cache (SSD Read Cache)	500 GB
BlockStore (SSD)	~ 5,000 GB ³

- RAID configuration for SSD. Must be Battery backed.
- The RAM noted here is the total minimum physical memory available. Additional memory may be required for compute VM's, host OS's, and VM overhead. Please refer to the "SteelHead RS Edge Installation and Configuration Guide" for more information.
- Maximum BlockStore space. For more details, see the "SteelHead RS Edge Installation and Configuration Guide."
- Maximum outbound WAN throughput.
- Maxim number of classes per rules.

Model Specifications for SteelHead Acceleration

Model	SRSE 1105
Configuration	W3
WAN Optimization	
Optimized WAN Capacity ²	30 / 100 Mbps
Optimized TCP Connections and UDP Flows Optimized SSL / TLS Connections	4,500 / 10,000
Network Services - WAN Capacity ⁴	500 Mbps
Network Services - Rules / Classes ⁵	1,000

SteelHead RS Core

Licenses and Specifications

Configuration Model	SRSC 1100-C1	SRSC 1100-C2	SRSC 1100-C3	SRSC 1100-C4	SRSC 1100-C5
Profile	Virtual				
Number of Volumes ¹	20	60 ^{2,3}	160 ^{2,3}	250 ^{2,3}	300 ^{2,3}
Number of Branches ⁴	10	30	80	125	150
Block Mode Capacity Data Set Size ⁵	5 TB	20 TB	40 TB	75 TB	100 TB
Cores	4	8	12	16	20
RAM ⁶	10 GB	36 GB	72 GB	136 GB	180 GB

- Volumes refer to LUNs for block mode (FC and iSCSI).
- Number of supported LUNs connected using fibre channel (Blockdisk) is 59.
- Number of supported LUNs if virtual cores are set up in high availability mode and connected using fibre channel (Blockdisk) is 45. Assumes 2 LUNs per branch.
- Capacity licensed based on sum of capacities of LUNs projected to edges.
- Recommended CPUs @2.2 GHz or higher.
- Recommended RAM assigned.

Flex Subscription for SteelHead³

License Specifications

Model	CXA-00580	CXA-00780 CXA-02090	CXA-03080	CXA-4090	CXA-05080	CXA-07080 B010	CXA-07080 B020 CXA-06090	CXA-07080 B030	CXA-08090
Flex-25	25 Mbps ¹	25 Mbps ¹	25 Mbps ¹	25 Mbps ¹	25 Mbps ¹	25 Mbps ¹	25 Mbps ¹	25 Mbps ¹	25 Mbps ¹
Flex-50	50 Mbps ¹	50 Mbps ¹	50 Mbps ¹	50 Mbps ¹	50 Mbps ¹	50 Mbps ¹	50 Mbps ¹	50 Mbps ¹	50 Mbps ¹
Flex-100	100 Mbps ²	100 Mbps ¹	100 Mbps ¹	100 Mbps ¹	100 Mbps ¹	100 Mbps ¹	100 Mbps ¹	100 Mbps ¹	100 Mbps ¹
Flex-200		200 Mbps ²	200 Mbps ¹	200 Mbps ¹	200 Mbps ¹	200 Mbps ¹	200 Mbps ¹	200 Mbps ¹	200 Mbps ¹
Flex-400			400 Mbps ²	400 Mbps ¹	400 Mbps ¹	400 Mbps ¹	400 Mbps ¹	400 Mbps ¹	400 Mbps ¹
Flex-500				500 Mbps ²	500 Mbps ¹	500 Mbps ¹	500 Mbps ¹	500 Mbps ¹	500 Mbps ¹
Flex-750					750 Mbps ²	750 Mbps ¹	750 Mbps ¹	750 Mbps ¹	750 Mbps ¹
Flex-1000						1000 Mbps ²	1000 Mbps ¹	1000 Mbps ¹	1000 Mbps ¹
Flex-2000							2000 Mbps ²	2000 Mbps ¹	2000 Mbps ¹
Flex-3000								3000 Mbps ²	3000 Mbps ¹
Flex-5000									5000 Mbps ¹
Flex-6000									6000 Mbps ²

1. Max throughput defined by license. Higher capacity can be unlocked with higher throughput license.
2. Max throughput limited by hardware capacity. Higher capacities require larger appliance model and higher throughput license.
3. Equivalent to Enterprise Feature Tier.

NOTE: Riverbed Acceleration Flex licenses can be moved across SteelHead xx80 and xx90 appliances, SteelHead Cloud and SteelHead Virtual.



About Riverbed

Riverbed, the leader in AIOps for observability, helps organizations optimize their user's experiences by leveraging AI automation for the prevention, identification, and resolution of IT issues. With over 20 years of experience in data collection and AI and machine learning, Riverbed's open and AI-powered observability platform and solutions optimize digital experiences and greatly improves IT efficiency. Riverbed also offers industry-leading Acceleration solutions that provide fast, agile, secure acceleration of any app, over any network, to users anywhere. Together with our thousands of market-leading customers globally – including 95% of the FORTUNE 100 – we are empowering next-generation digital experiences.

Learn more at riverbed.com.